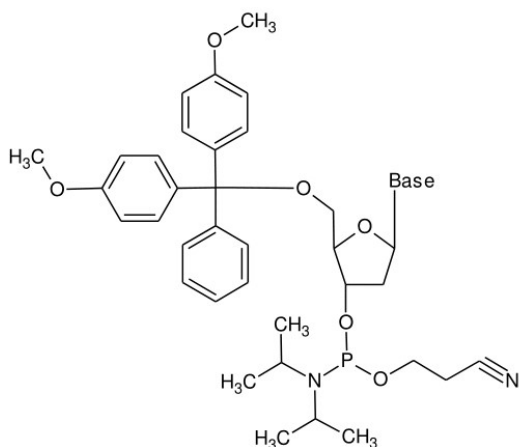
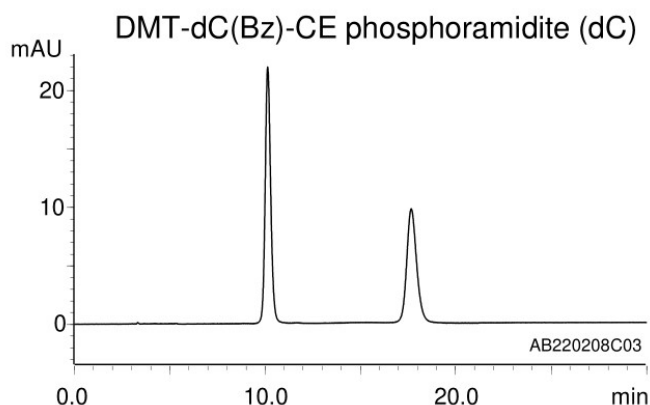
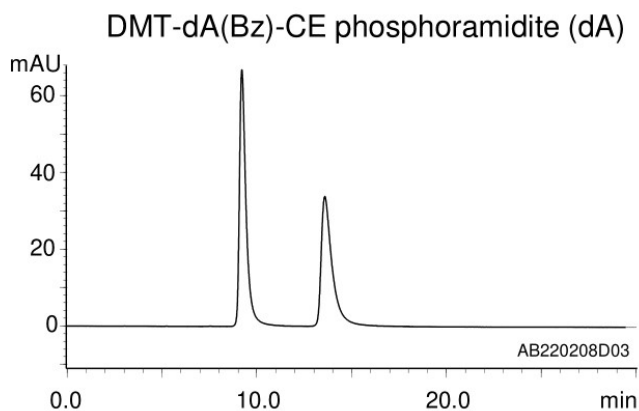
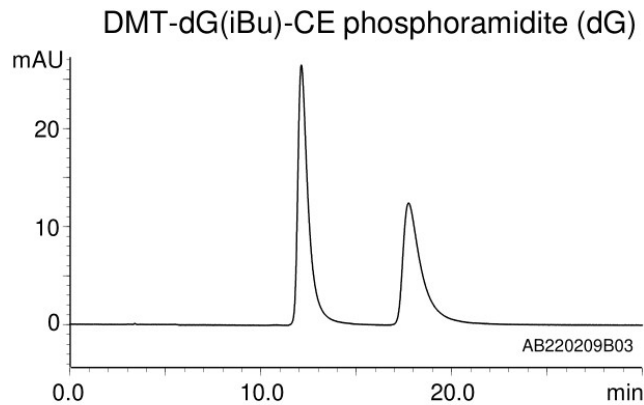
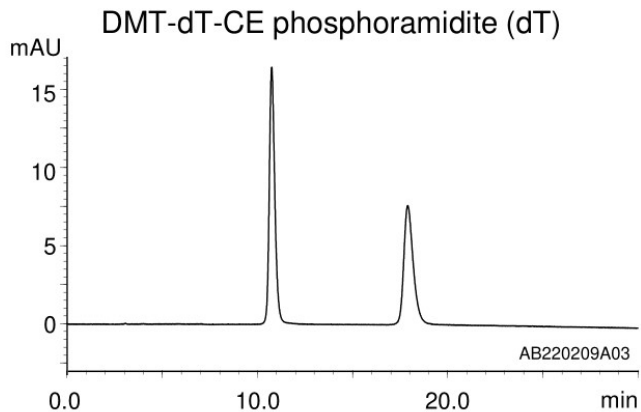


ホスホロアミダイト  
Phosphoramidite

U220210A



dT, Base = 2'-deoxythymidine  
dG, Base = N-isobutyryl-2'-deoxyguanosine  
dA, Base = N-benzoyl-2'-deoxyadenosine  
dC, Base = N-benzoyl-2'-deoxycytidine

Column	: YMC-Triart SIL (5 $\mu$ m, 12 nm) 250 X 4.6 mm I.D.
Eluent	: <i>n</i> -hexane/ethyl acetate/triethylamine (50/50/0.1) for dT <i>n</i> -hexane/ethyl acetate/triethylamine (25/75/0.1) for dG <i>n</i> -hexane/ethyl acetate/triethylamine (20/80/0.1) for dA, dC
Flow rate	: 1.0 mL/min
Temperature	: 25°C
Detection	: UV at 285 nm
Injection	: 10 $\mu$ L (0.25 mg/mL)