














ANALYTICAL STATIONARY PHASES FOR ACHIRAL AND CHIRAL SFC/LC FROM **YMC**

	STATIONARY PHASE	PHASE CHARACTERISTICS (silica-based unless stated)	USP CLASS	PARTICLE SIZE (µm)	PORE SIZE (nm)	pH RANGE	TYPICAL APPLICATIONS	
Achiral	Normal Phase / HILIC / SFC	YMC-Pack Diol-NP	classical polar modified NP phase	L20	5	6, 12	2.0–7.5	small organic molecules, fat-soluble vitamins, tocopherols
		YMC-Pack Polyamine II	specialty sugar phase, amino derivative, enhanced lifetime compared to NH ₂	L111	5	12	2.0–7.5	(malto-oligo)saccharides, nucleotides, sugars
		YMC-Pack NH ₂	classical basic NP/HILIC phase	L8	3, 5	12	2.0–7.5	sugars, nucleotides, water-soluble vitamins
		YMC-Pack SIL	ultra-high purity silica	L3	3, 5	6, 12	2.0–7.5	SFC, small organic molecules, fat-soluble vitamins, tocopherols
		YMC-Pack PVA-Sil	specialty NP/HILIC phase, polyvinyl alcohol bonded on silica support	 L24	5	12	2.0–9.5	SFC, phospholipids, retinoids, lipids
		YMC-Pack CN	classical NP/HILIC phase	L10	3, 5	12, 30 *	2.0–7.5	SFC, proteins, steroids, catechols
		YMC-Triart Diol-HILIC	organic/inorganic hybrid silica, general purpose HILIC phase	  L20	1.9, 3, 5	12	2.0–10.0	very polar small organic molecules, water-soluble vitamins
		YMC-Triart Diol (SFC/NP)	organic/inorganic hybrid silica, general purpose HILIC phase	 L20	1.9, 3, 5	12	2.0–10.0	SFC, small organic molecules
		YMC-Triart PFP	organic/inorganic hybrid silica, PFP-propyl ligand, steric recognition	 L43	1.9, 3, 5	12	1.0–8.0	SFC, aromatic stereoisomers, halogenated and polar compounds
		SFC	YMC-Triart SIL	organic/inorganic hybrid silica, general purpose NP/SFC phase	L3	3, 5	12	2.0–8.0
YMC-Triart C18	organic/inorganic hybrid silica, most versatile phase		   L1	1.9, 3, 5	12	1.0–12.0	SFC, acidic/neutral/basic compounds, medium polar compounds	
Chiral	Polysaccharides	CHIRAL ART Amylose-C Neo	coated derivative [alternative to CHIRALPAK® AD-H, AD-3]	L51	3, 5	proprietary	—	NP and SFC mode chiral screening and separation
		CHIRAL ART Cellulose-C	coated derivative [alternative to CHIRALCEL® OD-H, OD-3]	L40	3, 5	proprietary	—	NP and SFC mode chiral screening and separation
		CHIRAL ART Amylose-SA	immobilised derivative [alternative to CHIRALPAK® IA, IA-3]	 L99	3, 5	proprietary	2.0–9.0	NP, SFC and RP mode chiral screening and separation
		CHIRAL ART Cellulose-SB	immobilised derivative [alternative to CHIRALPAK® IB, IB-3]	 —	3, 5	proprietary	2.0–9.0	NP, SFC and RP mode chiral screening and separation
		CHIRAL ART Cellulose-SC	immobilised derivative [alternative to CHIRALPAK® IC, IC-3]	 L119	3, 5	proprietary	2.0–9.0	NP, SFC and RP mode chiral screening and separation
		CHIRAL ART Cellulose-SJ	immobilised derivative [alternative to CHIRALPAK® IJ, IJ-3; coated CHIRALCEL® OJ-H, OJ-3]	 —	3, 5	proprietary	2.0–9.0	NP, SFC and RP mode chiral screening and separation
		CHIRAL ART Cellulose-SZ	immobilised derivative [alternative to CHIRALPAK® IM, IM-3; coated CHIRALCEL® OZ-H, OZ-3]	 —	3, 5	proprietary	2.0–9.0	NP, SFC and RP mode chiral screening and separation

CHIRALPAK and CHIRALCEL are registered trademarks of Daicel Corporation. *not all combinations of particle and pore size are available



high pH stability



high temperature stability



immobilised polysaccharide

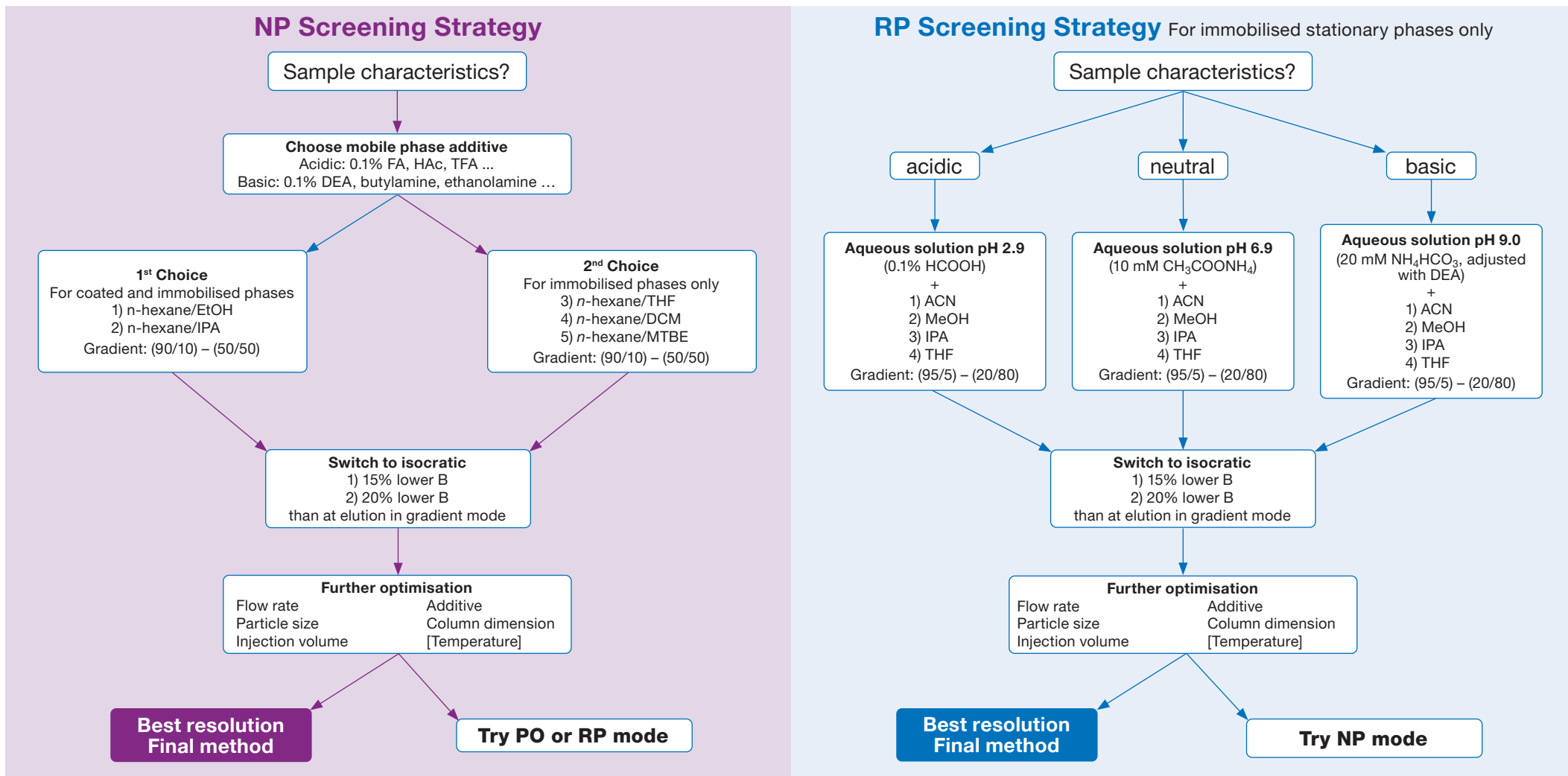


(optional) bioinert hardware available

Expert Tips for robust and reproducible HILIC Method Development

- Dissolve your sample in mobile phase. For gradient methods use the composition of your starting eluent.
- Your mobile phase should at least contain 3% and at maximum 40% water.
- We suggest buffer concentrations up to 10 mM and to buffer both mobile phases.
- Recommended buffers are ammonium salts of acetic or formic acids, bicarbonate salts or triethylamine phosphate for high solubility in organic solvents.
- Use aprotic solvents like THF, acetone or acetonitrile as weak eluent. Use of protic solvents like alcohols generally decrease retention.
- Stationary phase selectivities are very different in HILIC analysis. Screening different phases may find you a more optimal fit for your analytes.
- Give your HILIC phase enough time for equilibration. We recommend at least 20 column volumes prior to analysing your samples and/or post-gradient.

Chiral Method Screening Strategy



Abbreviations used:

FA (formic acid); HAC (acetic acid); TFA (trifluoroacetic acid); DEA (diethylamine); EtOH (ethanol); IPA (2-propanol); THF (tetrahydrofuran); DCM (dichloromethane); MTBE (methyl tert-butyl ether); ACN (acetonitrile); MeOH (methanol)